

## ELEMENTARY PORTABLE CLASSROOM (1ST-5TH GRADE)

— TACKABLE SURFACE  
— MARKERBOARD

### ROOM FEATURES

1. Minimum one (1) operable window per classroom
2. 1" Mini-blinds for windows
3. Teaching walls (primary and secondary) incorporate fixed marker boards and tack boards
4. Wall mounted projection screen to be centered on "Primary" teaching wall above marker board
5. Teachers desk (30"x72")
6. Wardrobe cabinet
7. Supplies cabinet
8. Book shelves
9. Student desks and chairs
10. Flooring at dry area is carpet
11. Flooring at wet area is linoleum
12. Rubber base throughout
13. Integrated walk-off mat at exterior entry doors
14. Ceiling is suspended 2"x4" acoustic tile
15. Flag with wall mounted holder in each classroom
16. Wall hung Fire Extinguisher (5 lb)

## ELECTRICAL

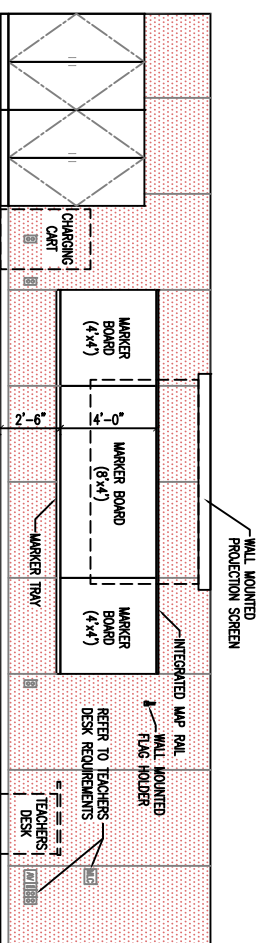
1. Teachers desk – refer to Teachers Desk AV and Power Requirements
2. Dedicated power for chromebook carts
3. Duplex power receptacle; 2 per wall
4. Duplex data receptacle required at each Extron Input location
5. Light controls at entry doors
6. Wall mounted fire extinguisher at entry doors
7. LED lighting
8. Any surface mounted wire/mold running from ceiling to floor to be located in corners of room

## TECHNOLOGY

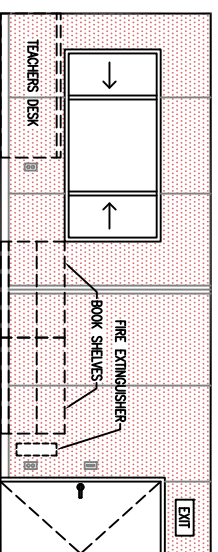
1. Wall mounted Intercom/Clock/Speaker (ICS) system to be located on 'Secondary' teaching wall.
2. Ceiling mounted projector to be aligned with projection screen A/V speakers flush mounted in ceiling.
3. Wireless Access Point (WAP) to be located in center of room; preferably ceiling mounted.
4. Intrusion Detection motion sensors to be located as necessary
5. Desk mounted phones on teachers desk.
6. Chromebook charging carts
7. Extron system (control and inputs) to be integrated with classroom audio visual components. Main Extron control and input to be located at teacher desk. Secondary Extron input to be located in opposite corner of classroom. Secondary input to include a 3.5mm audio out jack to support Assistive Listening System (ALS)

## MECHANICAL

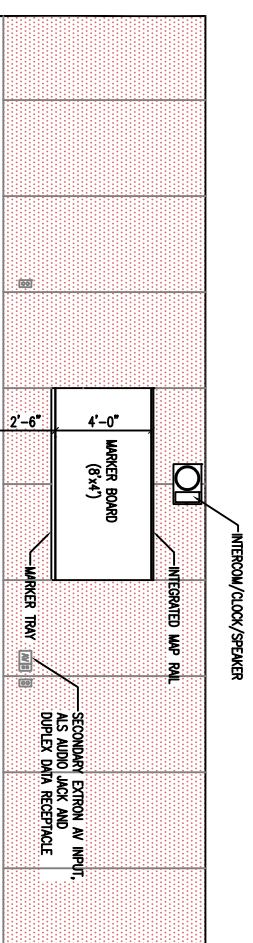
- ### 1. Heating, ventilation and air conditioning



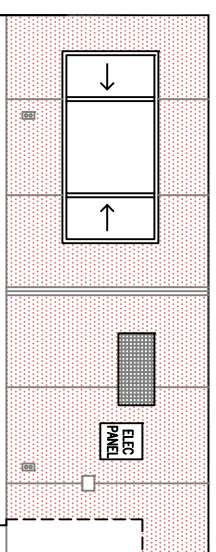
ELEVATION A - PRIMARY (PROJECTION) TEACHING WALL



ELEVATION B - ENTRY WALL



### ELEVATION C - SECONDARY (SUPPLEMENTAL) TEACHING WALL



ELEVATION D - REAR WALL